

QUICK HELP:
CARE SOLUTIONS FOR
GONARTHROSIS

BETTER IN MOTION



SPORLASTIC HOLISTIC TREATMENT CONCEPT

ALL-ROUND CARE

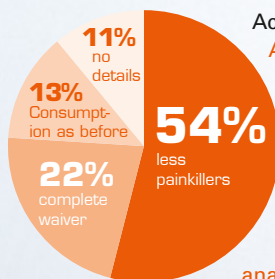
An estimated ten million people suffer from acute or chronic knee symptoms in Germany.¹

Gonarthrosis is not uncommon. In about 20 to 40 % of 60-year-olds, wear-related changes in the knee joint are visible on X-ray images. From the age of 70, about 40% of the population shows signs of knee arthrosis on X-ray images. Around 10 % of these people have symptoms.²

Knee-relieving braces, backed up by a combination of training therapy measures, can form vital elements of a treatment concept.

With an extensive range of knee-relieving braces with different principles for correction and relief of the medial or lateral compartment, SPORLASTIC offers patient-orientated solutions for the treatment of knee arthrosis.

SUPPORTS AND BRACES HELP



According to a representative **Allensbach survey**³ on the effectiveness of orthopaedic aids, **76%** of wearers of supports/braces who previously had to regularly take pain-relieving medication were now able to **dispense with analgesics** either completely or partially as a result of using the aid.

Source:

- 1) ABENDBLATT.DE: „Help for knee problems, surgery isn't always inevitable“, published 23.08.2016
- 2) TECHNIKER KRANKENKASSE: „What is gonarthrosis?“, published 30.04.2018
- 3) Representative survey by the Institut für Demoskopie Allensbach on behalf of eurocom e.V. 2019 – European Manufacturers Federation for Compression Therapy and Orthopaedic Devices: “Benefits and effectiveness of medical aids”.





Functional aids and appliances



Special exercise programmes



Helpful, tried-and-tested training equipment

INCLUDES PHYSIOTHERAPY TO GO DIRECT BENEFIT FOR YOUR PATIENTS

SPORLASTIC knee arthrosis braces, in combination with medical and physiotherapy measures, support a holistic treatment concept that includes the original aspects of the underlying indications.

Offer your patients true additional benefits:

A QR code directly on the product takes patients with a smartphone or tablet to important product information, as well as guided therapeutic exercises designed to support faster recovery. Also use our patient brochure with its additional interesting content on the subject of knees.

And the best part is that your patients have universal access to this vital information and exercises and can carry them out by themselves.



SPORLASTIC RELIEF PRINCIPLES FOR GONARTHROSIS

CONSTRUCTION AND EFFECTIVENESS METHODS

Medial gonarthrosis
Genu varum O-leg



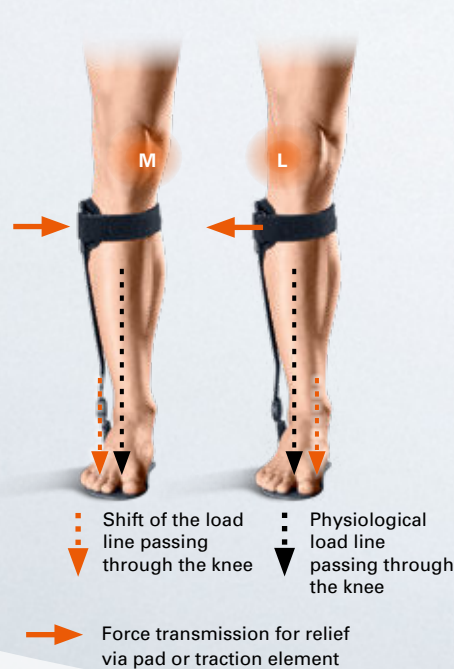
Due to the biomechanics and kinematics of the knee joint, the medial (approx. 80 %) joint compartment is affected more frequently than the lateral (approx. 20 %).¹

1) THIEME.DE: "Medial gonarthrosis", published 23.08.2018

Lateral gonarthrosis
Genu valgum X-leg



KNEO
LOAD LINE SHIFT



V-FORCE®
THREE-POINT PRINCIPLE



GENUDYN® OA
DYNAMIC THREE-POINT PRINCIPLE



KNEO

OVER-ANKLE JOINT KNEE BRACE FOR UNICOMPARTMENTAL RELIEF

THE INTIMATE FIT PRINCIPLE

LIVING HINGE

Permanent anatomical adaptation of the brace to the different lengths of the leg during motion

INDIVIDUALLY MOULDABLE

The anatomically pre-shaped side splint can be optimally adapted to the contour of the lower leg

Flat construction for excellent wearing comfort and an optimised fit – even under clothing

Orthotic sole can be individually cut to size




Partially elastic strap for high wearing comfort. Straps can be individually shortened and adjusted

Pad for unicompartmental knee relief



Finely adjustable correction pressure by moulding the foot bar

INDICATIONS

- All indications and complaints for which unicompartmental relief is indicated, e.g. Gonarthrosis
- **Item No. 07790** Medial model, Medial/varus gonarthrosis, Genu varum, O-leg, valgus effect
- **Item No. 07791** Lateral model, Lateral/valgus gonarthrosis, Genu Valgum, X-leg, varus effect
- Colour: 
- Please specify R or L

V-FORCE®

KNEE RELIEF (OA) BRACE FOR THE MEDIAL OR LATERAL COMPARTMENT

Partially elastic plastic shells for
pleasant wearing comfort

Click system

Single, permanent setting of the straps

Limitable joint

Extension: 0°, 5°, 10°, 15°, 20°, 25°

Flexion: 45°, 60°, 75°, 90°

Silicon adhesive strips prevent
the brace from slipping

Wrap for better
adhesion and
targeted rotation
prevention

**Adaptable corrective
pressure** thanks to
adjustable varus /
valgus positioning

INDICATIONS

- Conservative / post-operative
- Pre-operative
- Knee arthrosis
- Uni-compartmental relief before HTO (brace test)
- Bone bruising (post-traumatic bone marrow oedema)


• Item No. 07750

• Left leg:

O-leg, Genu varum/medial gonarthrosis: 07750-1
X-leg, Genu valgum/lateral gonarthrosis: 07750-2

• Right leg:

O-leg Genu varum/medial gonarthrosis: 07750-2
X-leg, Genu valgum/lateral gonarthrosis: 07750-1

- Colour: 




GENUDYN® OA

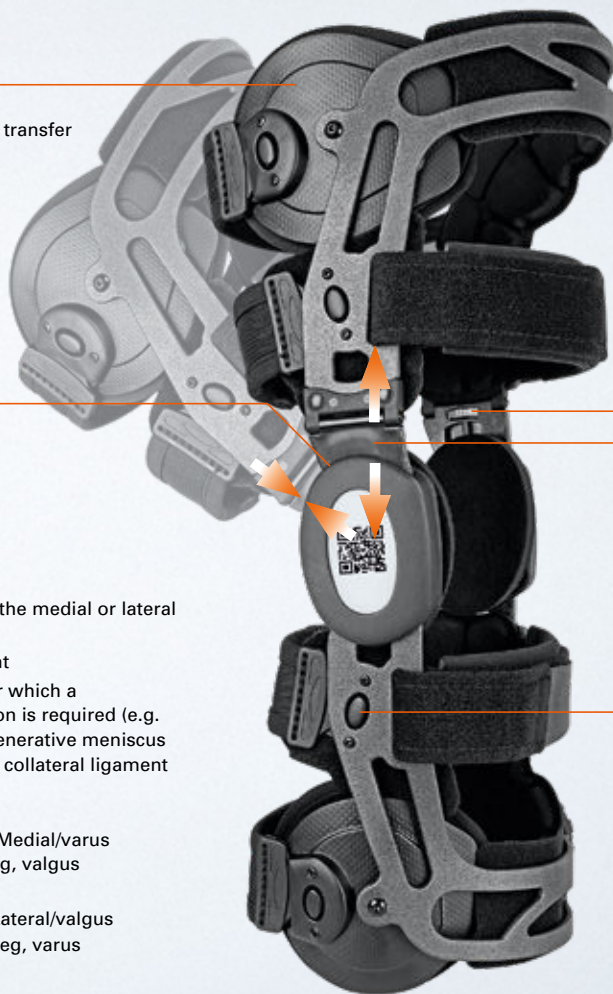
BRACE FOR DYNAMIC RELIEF AND STABILISATION

Large-surface correction pads
allow a comfortable and pleasant transfer
of force to the leg

Limitable joint
Extension: 0°, 20°, 30°, 40°
Flexion: 45°, 60°, 75°, 90°

INDICATIONS

- Conservative/post-operative
- For pain reduction and relief of the medial or lateral compartment for gonarthrosis
- Light varus/valgus misalignment
- All indications and disorders, for which a unicompartamental load reduction is required (e.g. pre/and post-operative for: degenerative meniscus tear, stable tibia head fractures, collateral ligament injuries)
- **Item No. 07788** Medial model, Medial/varus gonarthrosis, Genu varum, O-leg, valgus effect
- **Item No. 07789** Lateral model, Lateral/valgus gonarthrosis, Genu Valgum, X-leg, varus effect
- Colour: 
- Please specify R or L



THE INTIMATE FIT PRINCIPLE



INDIVIDUAL RELIEF

The correction pressure can be easily adjusted to individual requirements by means of a rotary wheel

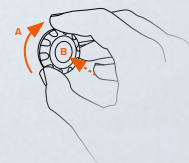
LIVING HINGE

Maximum relief is achieved with full extension and slight flexion. The brace adjusts automatically during the sitting and swing phases and no correction pressure is applied

Click system one-time adjustment of the straps

Innovative NOVEL system
for rapid customisation:

- A** Turning clockwise tightens the straps
- B** Pressure on the central button releases the tension



QR code directly on the product: Direct access to therapeutic exercises and important patient information

SPORLASTIC ORTHOPAEDICS

BETTER IN MOTION

SIZE IN CM - HOW TO MEASURE CORRECTLY

KNEO

	High ankle joint	High fibula head
1	6,5 - 7,5	35 - 38
2	6,5 - 7,5	38,5 - 41,5
3	6,5 - 7,5	42 - 45
4	7,5 - 8,5	39,5 - 42,5
5	7,5 - 8,5	43 - 46
6	8,5 - 9,5	44 - 47



V-FORCE

One size only

GENUDYN® OA

Circumference 15 cm above the knee joint space

XS	32 - 38
S	38 - 44
M	44 - 50
L	50 - 56
XL	56 - 63
XXL	63 - 70



SPORLASTIC GERMANY

SPORLASTIC GmbH Medical Products

Weberstraße 1 • 72622 Nürtingen • Germany
PO Box 14 48 • 72604 Nürtingen • Germany

Phone +49 7022 705181
Fax +49 7022 705113
info@sporlastic.de
www.sporlastic.de

SPORLASTIC QUALITY



Quality management system
DQS-certified according to
DIN EN ISO 13485:2016,
Reg. No. 069305 MP2016



MITTELSTAND
GLOBAL
HEALTH MADE
IN GERMANY

SPORLASTIC DIGITAL



www.facebook.com/sporlastic



www.youtube.com/sporlastic



www.instagram.com/sporlastic-official